



Proliferating Cell Nuclear Antigen (ABT221) Mouse mAb

Catalog No	YP-Ab-15466
Isotype	IgG
Reactivity	Human;Mouse;Rat
Applications	IHC, WB
Gene Name	PCNA
Protein Name	ATLD2;cb16;Cyclin;DNA polymerase delta auxiliary protein;etlD36690.10;fa28e03;fb36g03;HGCN8729;MGC8367;Mutagen-sensitive 209 protein;OTTHUMP00000030189;OTTHUMP00000030190;PCNA;Pcna/cyclin;PCNA_HUMAN;P
Immunogen	Synthesized peptide derived from human Proliferating Cell Nuclear Antigen
Specificity	The antibody can specifically recognize human PCNA protein. In western blotting of Hela, A431 and HEK293 cell lysates, the antibody can label a 30 kDa band corresponding to PCNA.
Formulation	PBS, pH7.2, 0.03% Porcolin 300, containing stabilizing protein
Source	Monoclonal Mouse IgG2b, kappa
Purification	The antibody was affinity-purified from mouse ascites by affinity-chromatography using specific immunogen.
Dilution	IHC-p 1:200-400, WB: 500-1000
Concentration	1 mg/ml
Purity	≥90%
Storage Stability	-20°C/1 year
Synonyms	ATLD2;cb16;Cyclin;DNA polymerase delta auxiliary protein;etlD36690.10;fa28e03;fb36g03;HGCN8729;MGC8367;Mutagen-sensitive 209 protein;OTTHUMP00000030189;OTTHUMP00000030190;PCNA;Pcna/cyclin;PCNA_HUMAN;PCNAR;Polymerase delta accessory protein;Proliferating cell nuclear antigen;wu:fa28e03;wu:fb36g03
Observed Band	
Cell Pathway	Nuclear
Tissue Specificity	Tonsil/ Colon
Function	disease:Antibodies are present in sera from patients with systemic lupus erythematosus.;function:This protein is an auxiliary protein of DNA polymerase delta and is involved in the control of eukaryotic DNA replication by increasing the



polymerase's processibility during elongation of the leading strand.,online information:PCNA entry,PTM:Upon methyl methanesulfonate-induced DNA damage, mono-ubiquitinated by the UBE2B-RAD18 complex on Lys-164. This induces non-canonical poly-ubiquitination on Lys-164 through 'Lys-63' linkage of ubiquitin moieties by the E2 complex UBE2N-UBE2V2 and the E3 ligases RNF8 and SHPRH, which are required for DNA repair.,similarity:Belongs to the PCNA family.,subunit:Homotrimer. Interacts with KCTD10. Interacts with PPP1R15A (By similarity). Forms a complex with activator 1 heteropentamer in the presence of ATP. Interacts with POLH, POLK, DNMT1, ERCC5/XPG, FEN1, C

Background

The protein encoded by this gene is found in the nucleus and is a cofactor of DNA polymerase delta. The encoded protein acts as a homotrimer and helps increase the processivity of leading strand synthesis during DNA replication. In response to DNA damage, this protein is ubiquitinated and is involved in the RAD6-dependent DNA repair pathway. Two transcript variants encoding the same protein have been found for this gene. Pseudogenes of this gene have been described on chromosome 4 and on the X chromosome. [provided by RefSeq, Jul 2008],

matters needing attention

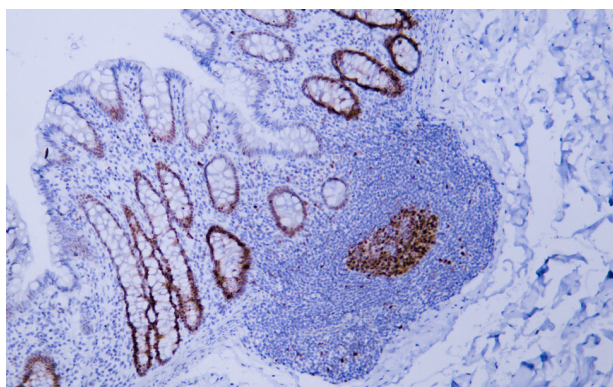
Avoid repeated freezing and thawing!

Usage suggestions

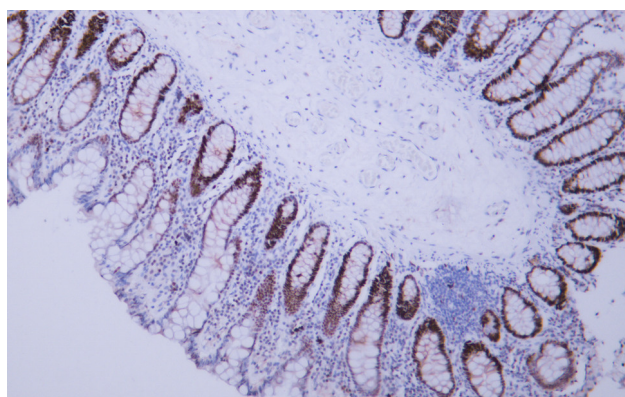
This product can be used in immunological reaction related experiments. For more information, please consult technical personnel.



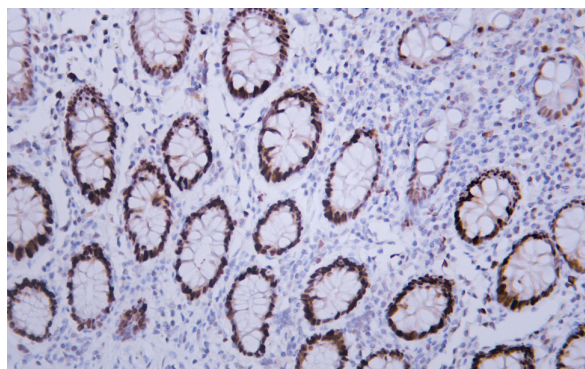
Products Images



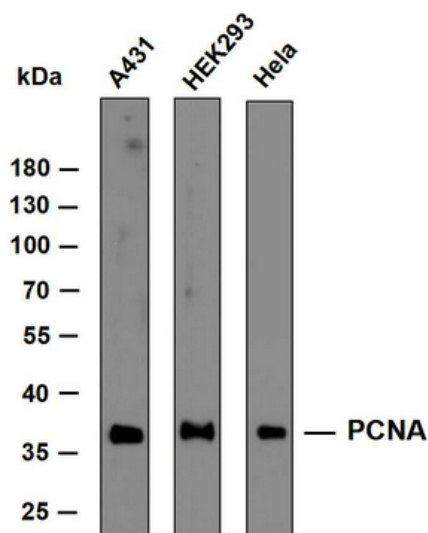
Human colon tissue was stained with Anti-Proliferating Cell Nuclear Antigen (ABT221) Antibody



Human colon tissue was stained with Anti-Proliferating Cell Nuclear Antigen (ABT221) Antibody



Human colon tissue was stained with Anti-Proliferating Cell Nuclear Antigen (ABT221) Antibody



Various whole cell lysates were separated by 10% SDS-PAGE, and the membrane was blotted with anti-PCNA antibody. The HRP-conjugated anti-Mouse IgG antibody was used to detect the antibody. Predicted band size: 29(35) kDa